


MS6

SONIC-PRO® Chemical Feed Flow Meter



Features

- > Inline pipe fittings for easy installation
- > Isolated 4-20 mA output - fully configurable
- > Process control via configurable solid state relay
- > User configurable flow rate and total set-point triggers
- > True unions for ease of maintenance

Video link: 



NEMA 4X

Highlights

Flow rate

10 - 10,000 mL/min
.158 - 158.5 GPH

Pressures

200 PSI
(13.8 bar)

Body material

PVDF

Pipe sizes

½" Barb, ½" M/NPT,
½" PVC slip

Display

Meter mount

Warranty

5 Years



General Operation	
Compatible Fluid Types	Acoustically conductive fluids, particulate and bubbles with 50,000 ppm or less
	Water
	Aqueous Ammonia 10%
	Ammonium Hydroxide 30%
	Ferric Chloride 40%
Pre-Calibrated Chemical Profiles	Sodium Bisulfite 40%
	Sodium Hypochlorite 12.5%
	Sodium Permanganate 40%
	Hydrofluorosilicic Acid 25%
	Ammonium Sulfate 10%
Blue-Central® Software:	
Compatible Operating Systems	Windows 10, 11 Mac (OSX 10.11/10.12/10.13/10.14/10.15)
Software Features	Configurable 4-20ma, Pulse Output, Frequency Output, Solid State Relay Set-Point Monitor flow rate in real time Monitor total volume in real time Monitor meter diagnostics Field Upgradable Firmware Factory Resettable
Computer Connector	USB-C (USB-A to USB-C cable included)

Electronics / Hardware SPU(Signal Processing Unit):	
Power Requirements	5 VDC; 5 watts maximum
Operating Temp.	14 °F to 104 °F (-10 °C to 40 °C)
Storage Temp.	-40 °F to 158 °F (-40 °C to 70 °C)
Relative Humidity	0% - 90%
Volume Units	Independently configurable Rate and Total units in: U.S. Gallons, Liters, or Milliliters.
Time Units	Seconds, minutes, hours, days.
Flow Rate Averaging	Selectable: 1, 4, 8, 16, and 32 seconds.
Data Outputs	Isolated 4-20 mA output - fully configurable 0-1,000 Hz Pulse output - fully configurable
Display	Type: Liquid Crystal Display Backlight: White LED backlight
Software Language	English
Process Control	One Solid State Relay Load capacity: 24VDC, 100mA max (ex. supplied) Configure to flow rate for high/low/range rate trigger. Programmable release values enable auto release or manual latching operation. Configure to flow total for automatically triggered, timed batch operations for proportional feed applications.
Power Supply (user configurable)	U.S. Transformer, 115VAC 60HZ / 5VDC, NEMA 5/15 plug Europe Transformer, 230VAC 50HZ / 5VDC, CEE 7/V11 plug AU/ New Zealand Transformer, 240VAC 50HZ / 5VDC, AS 3112 plug U.K. Transformer, 230VAC 50Z / 5VDC, BS 1363/A plug
Enclosure	NEMA 4X (IP66)
RoHS Compliant	Yes
Standards	NSF/ANSI 61

Dimensions

Dim	Inch	cm
A	3.8"	9.7
B	10.0"	25.4
C	3.9"	9.9
D	3.4"	8.6
E	10.02"	25.5
F	3.8"	9.7
G	3.7"	9.4



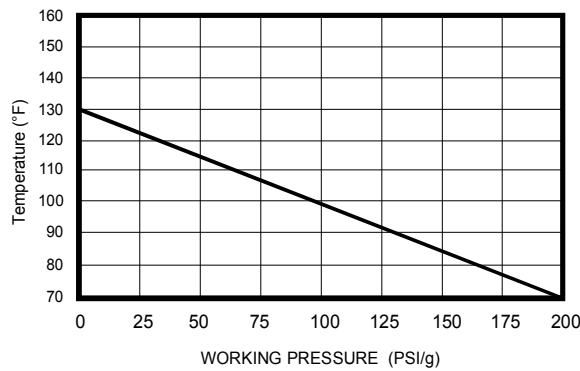
Meter Mount Display Meter Body

Wetted Components:

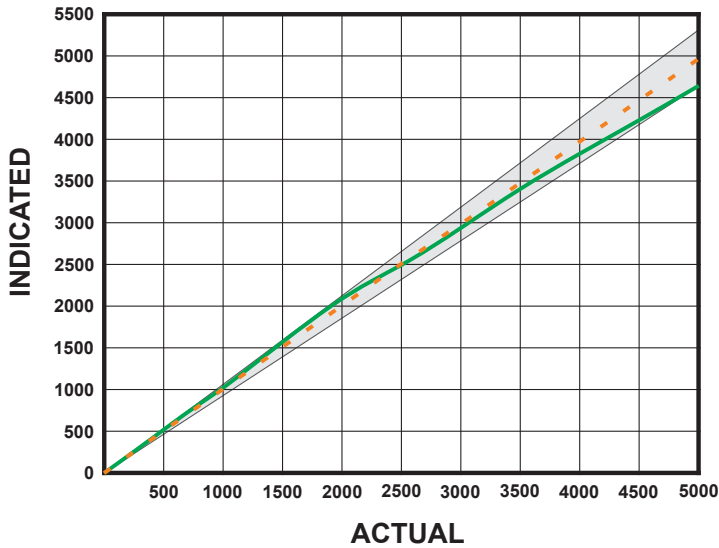
Transducer:	PEEK
Body:	PVDF & PEEK
O-Rings:	TFE/P (optional EP)
	PVDF 1/2" I.D. Barb
	PVDF 1/2" I.D. Barb Elbow
Fittings (Included):	PVDF 1/2" M/NPT
	PVDF 1/2" M/NPT Elbow
	PVC 1/2" Slip

Performance

TEMPERATURE VS PRESSURE

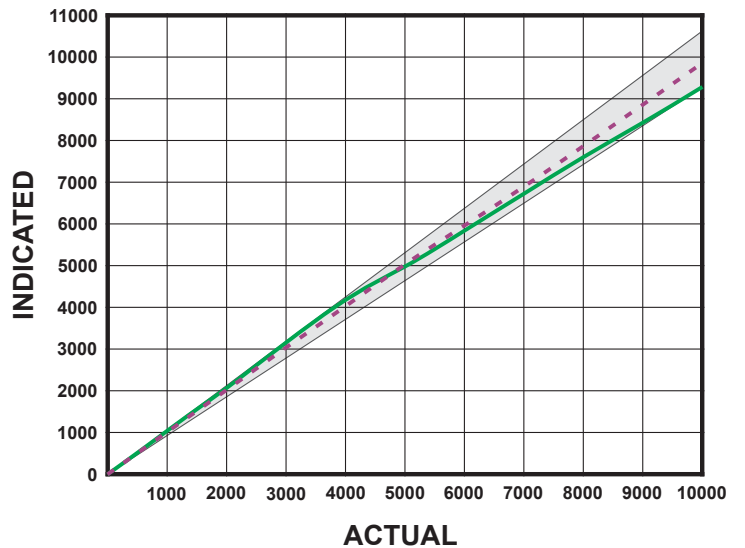


MS-61 ACCURACY RANGE



— 12.5% Sodium Hypochlorite
 - - - 25% Fluorosilicic acid

MS-62 ACCURACY RANGE



— 12.5% Sodium Hypochlorite
 - - - Sodium Permanganate

Model Number Matrix

MS6

SONIC-PRO® Model Number

MS6	MS6 Chemical Feed Flow Meter				
Flow Range					
1	10-5000 mL/min (0.158-79.2 GPH)				
2	100-10000 mL/min (1.58 -158.5 GPH)				
Display Options					
2	Meter Mount Display				
Elastometer Material (O-Ring)					
V	TFE/P				
E	EP				
MS6	1	2	V	X	Sample Model Number

Note: MS6 Remote Mount Display option discontinued Jan. 1 2026